

Jones Trailer Company
PO Box 247 ~ 201 S Hwy 183
Woodson, Tx 76491
1-800-336-0360
Fax: (940) 345-6505
E-mail: john@jonestrailers.com



Terms and Conditions of Sale

- Freight:** F.O.B. Woodson, Texas
- Prices:** Prices are upon request and subject to change without notice.
- Returns:** To avoid costly confusion in returning merchandise, written authorization must be given by Jones Trailer Company to anyone wishing to return merchandise for any reason. Merchandise in error will be allowed full credit. Merchandise shipped as ordered must be prepaid and is subject to a minimum 15% restocking charge and possibly more depending on the condition and age of returned goods.
- Claims:** Damaged goods claims from common carrier shipments should be filed against the carrier. Claims for shortages in shipments must be accompanied by the invoice number and be made to Jones Trailer Company within 10 days from receipt of goods. Our responsibility does not extend beyond our warehouse.
- How to Order:** Please use Jones Trailer Company stock numbers to assure receiving the proper merchandise. If the item desired is not mentioned in the catalog, supply us with the proper description of the merchandise you are interested in obtaining.
- Warranty:** Jones Trailer Company warranties and guarantees are limited by those of the manufacturer of the equipment supplied.

No C.O.D. Shipment

Trailer Axles

3,500 lb. capacity lugs are 5 hole on 5.5" center wheels, (late model Ford and Dodge). Other bolt patterns and lengths may be special ordered. E-Z lube spindles

Part #	Frame Width	Center to Center
AX1 Idler	48"	60"
AX2 Idler	60"	73"
AX3 Brakes	60"	73"
6000 lb., 6 bolt on 5.5" hub		
AX4 Brakes	60"	73"

Springs

Specify capacity needed per spring; we use slipper springs for their durability; available capacities are listed per spring. Double this figure for total capacity. If you need assistance in figuring your spring needs, or if you need special springs, give us a call.

Part # JT110-5000	500 lbs.
Part # JT110-750	750 lbs.
Part # JT110-1000	1000 lbs.
Part # JT111-1250	1250 lbs.
Part # JT111-1750	1750 lbs

Hanger Kits

This kit contains all parts needed to attach the axle/springs combination to the trailer. (3,500 lb. axle)

Part # APS2SE
Part # APT7 -- Tandem

U-Bolt Kit

Includes all parts need to attach two springs to the axle.

Part# APURBR1 3500lb. Axle

Part# APURBR9 6000lb. Axle

Hub Components

3500 lb. EZ Lube Axles

Inner Bearing

Part # L68149

Inner Race

Part # L68111

Outer Bearing

Part # L44649

Outer Race

Part # L44610

Seal

Part # 10-19

Grease Cap

Part # 21-3-1

Grease Cap Plug

Part # 85-1

Lug Nut Covers

Black Plastic

Part # LNC1




Grab Handle

Aluminum

Part# H-9600

Assist Handle




Molded Thermoplastic;
Black; screw caps included

Part # J480

Luggage Racks

1" round brushed aluminum



Part # LR10



Spare Tire Wheel Lock

Universal lock for outside
mounted spare tires
Lock fits up to 1/2" stud

Part # 92-8970

Roof Bows

1" square tubing, 16 ga Steel

Part # JT211


1" square tubing,
1/8" wall Aluminum

Part # JT212



Fenders

9" wide x 32" long, single axle
Available in steel, aluminum
and tread plate aluminum



16 gauge steel

Part # JT201

.080 aluminum

Part # JT202

.125 aluminum tread plate

Part # JT203



Drop Center Tandem Fenders

Available in Steel or Aluminum

Part # JT9D 9" w x 72" l

Part # JT10D 10.75" w x 72" l

Part # JT13D 13" w x 72" l



Doors with Louvre Vents

Custom made to
fit your trailer



Rubber Bumpers




Use as door stop, handle cushion or sliding door stop
Available in two sizes

Part # B-1

Part # B-2

Stainless Steel Latch

Part # H5799



Locking T Handle

Keyed alike

Part # H-9042

Suit Case Lock

Cadmium plated


Part # H-C207



Universal Tool Box Lock

Attaches to inside, can be
screwed at each end or spot
welded to metal door

Part # UTB1



Flush Latch

Easy slam positive lock
Easily opened, keyed alike


Part # L-1980 zinc

Part # L-1883 steel

Adjustable Catch

Draw bolt action to 1000 lbs
Ultimate strength to 1500 lbs

Part # HC-1046-ZN



Positive Door Holder

For holding door open against
side of body,
Manually engaged and
disengaged

Part # 5601


Barrel Bolts

Zinc Plated with Screws

Part # H-9739 2"

Part # H-9740 4"

Part # H-9741 8"



Brass Double Snaps

Part # B161



L Handle

Lockable, Chrome plated

Part # H9026



Tie Loops

Welded on:

Part # TL 100 1" x 1"

Part # TL 200 2" x 2"



Bolted on:

Part # TL200A

Part # TL21438

Safety Chain

Hooks on Both Ends

1/4" x 48" Part # 4025

5/16" x 48" Part #4026



Gas Door Prop

Available in 20lb, 30lb,
60lb, 100lb & 120lb
Brackets Included

Part # 9413



PVC Coated Cables

1/16" x 6"


Part # L62P-600-2



Ball Corners

.080 Aluminum

Part # JT213A



Hood Latch

Available in Rubber and Chrome

Part # HL1 Sml. Rubber

Part # HL2 Lg. Rubber


Part # HL3 Chrome



Rubber Mats

Very Durable, 28" wide
Can be cut to lengths

Part # JT106



Aluminum Tubing


Part # AT1A 1" x 0.062" wall

Part # AT1B 1" x 2" x 0.090" wall


Part # AT2A 2" x 0.125" wall

Part # AT2B 2" x 3" x 0.125" wall

Part # AT3 3" x 3" x 0.250" wall



Plastic Tube Plugs



Part # PTP1A 1" square

Part # PTP1B 1" round



Part # PTP1C 1" x 2" rect.

Part # PTP2A 2" square

Part # PTP2B 2" x 3" rect.

Uneven Lip Insert Chrome

Part # 2905



Vinyl Insert

Available in Black, Brown,
Blue, Red, White


Part # 2905V

Chrome Lipped Trim

Part # 1923 1" wide



Part # 1924 1.25" wide

Part # 1925 1.63" wide



Chrome Flat Trim

Part # 213



Chrome Drip Rail (J Rail)


Part # 688 3/4" wide

Part # 788 1.25" wide

Door Edge Trim

Grips edges from .01" to .05" thick

Part # M6446



Putty Tape


0.19" x 1" x 20" roll
Waterproofs overlapping seams

Part # 38-1464

Butyl Rubber Tape

0.13" x 1" x 20" roll
Adheres to most surfaces

Part # 38-1636



Sealers



Caulk

Available in clear, white, silver

Part # JT215

Rivet Tool

Hand riveter, equipped with interchangeable nose pieces for all rivet sizes

Part # PRG402




Dome Head Pop Rivets



Part #	Size	Grip Range
AD44ABS	1/8" use	.188 - .25
AD46ABS	1/8" use	.313 - .375
AD64ABS	3/16" use	.126 - .25
AD66ABS	3/16" use	.376 - .5

Chrome End Caps

Part # JT200



High Speed Twist Drill Bits

Size is Part #

Part # 9/64"

Part # 13/64"

Part # 1/4"



Stainless Steel Screws

Self drill

Hex head

Part # SAS 2 #12 x 2"

Part # SAS 2.5 #12 x 2.5"

#2 Square Drive

Part # SAS .5 #8 x .5"

Part # SAS .75 #8 x .75"

Part # SAS 1 #8 x 1"


Weatherstrip

Adhesive Foam Tape, 50' Roll

1/2" Part # WS1

1" Part # WS2

1.5" Part # WS3





Round Butterfly Vent

7.75" diameter
polished aluminum

Part # JT102

Refrigerated Air Conditioning

Dometic
120 Volt AC
13,500 BTU
Part # JT302



Super Fan

12 volt
965 cfm

Part # J-2000
Replacement Dome

Super Fan Replacement Dome


Plastic Dome Cover
Black or White
Part # J-2000RD



Louvre Vents

Heavy gauge aluminum, close manually
Available in 3, 4 & 7 louvre

3 Louvre Part # 101-3PC
4 Louvre Part # JT101PC
7 Louvre Part # JT101-5PC



Blower Fan

12 volt, 6" fan, chrome-plated fan guard, permanent magnet motor, control switch, power cord, mounting hardware



Part # M-5673 \$39.90 Ea.

12 Volt Compact Vent Fan

Metal body needs only a 6" opening. Trim ring telescopes easily to adjust to roof thickness of 1.5" to 4". Provides leak-proof installation and will ventilate efficiently with "power off". Interior design is finished in handsome antique white and comes complete with cane-mesh screen.




**Roof Vent Part # M-6922
Motor Part # M-6922-M
Blade Part # M-6922-B
Lid Part # M-6922-L**

Roof or Side Mount Vent

Simple lever operation, wide flange for installing, large opening for maximum air flow, perforated metal prevents bugs or other objects from entering trailer

12" x 8" Steel

Part # D-238




Inner Trim Ring

Part# D-238 TR

Aluminum

Part # D-238A



Self-Stripping Electrical Connectors


Fast dependable way to make connection without stripping or special tools

Part # JT105

Vibar Licence Light

Lexan housing, all stainless steel or brass internal parts

Part # 436




License Light w/ Bracket

Vibar license light riveted to heavy gauge steel bracket, Supplied with screws for mounting license plate



Part # 436B



Microprismatic Reflector

Adhesive mounting to virtually any surface
Red or Amber



Part # MPRRed

Part # MPRAmb

Vibar Marker Light

Part # 108W Red

Part #108W Amb



Dome Light


Aluminum body, plastic lens
12 volt, switch included

Part # 46-05-052

Reflector


Available in Red or Amber,
Adhesive Backing, 1.88" x 4.38"

Part # B480



Combination Light

Can perform seven different functions: stop, tail, turn signal, rear reflector, side marker light, side marker reflector and license illuminator



Without license illuminator
Part # 440

With license illuminator
Part # 440L

LED Lights

Stop, Tail, Turn, Red, Part # LE01

Back Up, Clear, Part # LE02

Marker, Red or Amber, Part # LE03

Three Light Bar, Red, Part #LE04



Wire Nut

Accepts two each of 18 to 10 gauge wire.

Part # 212



Flush Mount Light with Reflector

Double wire stop, tail and turn signal. Bonderized steel housing with baked black enamel finish. Standard 4.25" diameter lens retained by wire snap ring. Mounting holes on standard 4.88" bolt hole circle diameter. Overall mounting depth 1.63". Includes Class A reflector optics around periphery of lens. Eliminates mounting and maintaining separate rear reflectors. Lens will interchange with all standard 4.25" snap ring types.



Part # 413-3

Red Lens-

Part # 415-15R

Stainless Flush Mount with Reflector

Same as above with Stainless Steel body



Part # 413S-3

Part # 415-15R - Red Lens

Part # 1157 - 12 V Bulb

Part # 413-07 - Pigtail



Parallel Primary Wire

Flat configuration,
color-coded, 16 gauge

1 wire- Part # 16-1

2 wire- Part # 16-2

3 wire- Part # 16-3



Flat Connectors

4 pole w/ 48" wire
Part # 44


2 pole w/ 12" wire
Part # 42

RV Plug

Connector Set
Part # JM-1293

Male Socket (Vehicle End)
Part # JM-1294

Female Plug (Trailer End)
Part # JM-1295



Plastic Battery Box

Part # BB1

Breakaway Brake Protection

Battery, box, switch & cable


Part# BA1



Aluminum Water Tanks

Available in 12 gallons
and 20 gallons
Connections not included

Part # 12 GAL
Part # 20 GAL



Polyethylene Water Tanks

Available in 10, 16 & 21 gallons

10 gal Part # JT161
16 gal Part # JT163
21 gal Part # JT 165

Pressure Pump

12 volt 2.7 GPM
Includes reducer and swivel

Part # 86-8125



Lixit Automatic Watering Spout

Self waterer for dogs
Requires pressure pump for
trailer water system
Valve not included

Part # LX1

Plumbing

Brass Hose Bib 0.5" female x 0.75" hose thread

Part # HB1

Brass Hose Adapter 0.5" female x 0.75" hose thread

Part # HA1

Brass Ball Valve 0.5" female x 0.5" female 90 degree turn

Part # BV1

Double Hose Adapter 0.75" female thread x 0.75" female

Part # DHA



Vinyl Hose Burp Line


Part # VH1 0.5"

Part # VH2 0.75"

Bulldog Swivel Jack

2000 lb. Capacity

Part # 151DS



Topwind A-frame Atwood Jack

2000 lb. Capacity, 15.25" lift

Part # 3306A

Drop Leg Jack

18000 lb. Static Capacity

4200 lb. Lift Capacity

50 ft./lbs Torque Input

7000 lb. Lift Capacity

100 ft./lbs Torque Input

Part # 12-0500



Bulldog Trailer Hitches

2", 5000lb., Class 3

Part # 2B4 Straight



Bulldog A Frame Coupler

Class 3, 2", 5000lb.

Fits A Frame 50 degree tongue

Part # 2B8 Adjustable





Hitch Balls

Size is Part #

1.88" x .75"	Chrome
2" x .75"	Chrome
2" x 1"	Chrome
2" x 1"	Raw

Jones Trailer Company offers many different models of trailers and so much more. The Jones Airliner is the finest dog trailer built in the World today. With our innovative design, extremely high quality, 5 year warranty, unmatched safety and value, this is the trailer all others are judged by. The Jones Lone Star is the ideal trailer for all season travel. It comfortably houses your dogs under all climate conditions. The Jones Schutzhund Model dog trailer offers the finest handcrafted quality combined with extreme durability and an aggressive ventilation system. Our Stainless Steel Model dog trailers feature an all aluminum framework with stainless steel skin inside and out. The Jones "WJ" model comes loaded with features at an affordable price. Our newest model, the Texan, has many of our best features available combined into one model.



Jones Trailer Company is a family based business in the small town of Woodson, Texas. Our business began with the father-son team of Henry and Danny Jones creating their first trailer underneath the old mesquite tree in their backyard. Over the past 45 years we have grown into a nationally known business with a small town attitude. Jones Trailer Company offers the largest line of animal transportation equipment in the industry. We have been very blessed and we love working with our customers to give them what they want. You can contact us at 1-800-336-0360 or (940) 345-6808 or visit us on the web at www.jonestrailers.com.

